





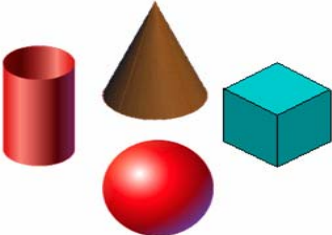




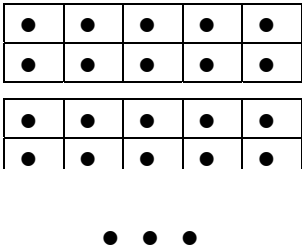






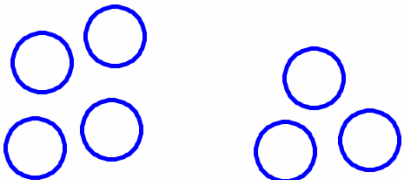
Kindergarten Landmarks

Land mark	Skill	Topic	Suggestions for Mastery	Looks like:	Sounds like:										
															
1	Use concrete objects to determine number combinations NS 2.1	4	Use manipulatives for interactive learning at tables Use manipulatives at Math Wall Keep bar model up on Math wall for daily practice Reinforce at Calendar	<table border="1"><tr><td colspan="2">4</td></tr><tr><td></td><td>****</td></tr><tr><td>*</td><td>***</td></tr><tr><td>**</td><td>**</td></tr><tr><td>***</td><td>*</td></tr></table>	4			****	*	***	**	**	***	*	“I can show 2 parts of 4 in different ways.” “There are different ways to put 4 into 2 groups.”
4															

*	***														
**	**														
***	*														
2	Be able to describe and compare shapes and solid figures using correct vocabulary MG 2.1, 2.2	11	Center activities Additional activities in lessons Put shapes on Math Wall Tools 29-32		“A triangle has 3 sides” “A square has 4 sides that are the same length” “My soccer ball is a sphere.”										









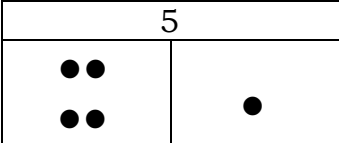


Kindergarten Landmarks

3	Recognize, name, show, and write numbers up to 30 NS 1.1	2-9	Use 10-frames in Tools 11 and 12 Use number dot cards in Tool 28 Use manipulatives Build, Draw, & Write numbers at Math Wall		<p>“23”</p> <p>“10, 20, 21, 22, 23”</p>
Land mark 	Skill 	Topic 	Suggestions for Mastery 	Looks like: 	Sounds like: 
4	Compare numbers using the words “more”/”less” “greater”/”fewer” NS 1.1, 1.3	3	Center activities: 3-3, 3-6, 3-8 Unifix cubes Vocabulary activity p.371 Keep vocabulary on Math Wall – refer to it daily		<p>“The first group has <u>more</u> circles.”</p> <p>“The second group has <u>fewer</u> circles.”</p>



Kindergarten Landmarks

5	Identify, describe, and extend patterns, including number patterns SDAP 1.2	10	Center Activities 10-2 through 10-7 Build, Draw & Write on Math Wall Interactive Math Story "Nature Walk"	 2,4,6,8 	"triangle, square, triangle" "This number pattern skips one number." "The repeating <u>part</u> is square, triangle, triangle. "
6	Count on to 30 starting from any number NS 1.2	3	Oral & Written practice in Center activity 3-2, 3-3 Daily practice at Math Wall	17, __, __, __, __ 24, __, __, __, __	T: "17" S: "18, 19, 20, 21" T: "24" S: "25, 26, 27, 28"
Land mark 	Skill 	Topic 	Suggestions for Mastery 	Looks like: 	Sounds like: 
7	Add and subtract with addends, subtrahends and minuends up to 10	6, 7	Part-Part-Whole Mat Tools 60-61 Keep Mat on Math Wall		"There were 4 birds in the tree. 1 more came to join them. Now there are 5 birds in the tree." "There were 5 birds in



Kindergarten Landmarks

	NS 2.1		Practice at centers Use manipulatives to put together or take away		the tree. 1 flew away. Now there are 4 birds in the tree.
--	--------	--	--	--	---